


SHIP NAME

Empty rectangular box for ship name.

SHIP TYPE & CLASS

Empty rectangular box for ship type and class.



STR

DEX

CON


INT

WIS

CHA

MAX HP | CURRENT HP

ARMOR CLASS



DAMAGE THRESHOLD

DAMAGE IMMUNITIES


Empty rectangular box for damage immunities.

CONDITION IMMUNITIES

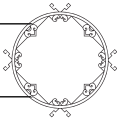
Empty long rectangular box for condition immunities.

COST

Empty rectangular box for cost.



ABLE TO PORTAGE



TRAVEL PACE

TONS | CARGO

MILES PER HOUR

MILES PER DAY

COMBAT SPEED

FT (SAILS) | FT (OARS) | MIN. | CREW

CAPACITY

CREW | PASSENGERS

CREW MORALE

10 | MAXIMUM | CURRENT

CREW LOOT CUT

Empty rectangular box for crew loot cut.

CARGO

